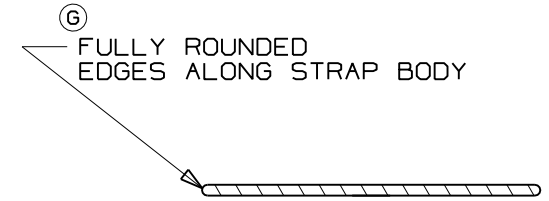
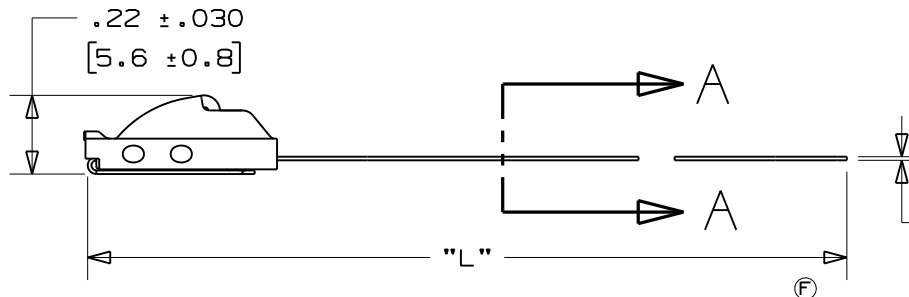
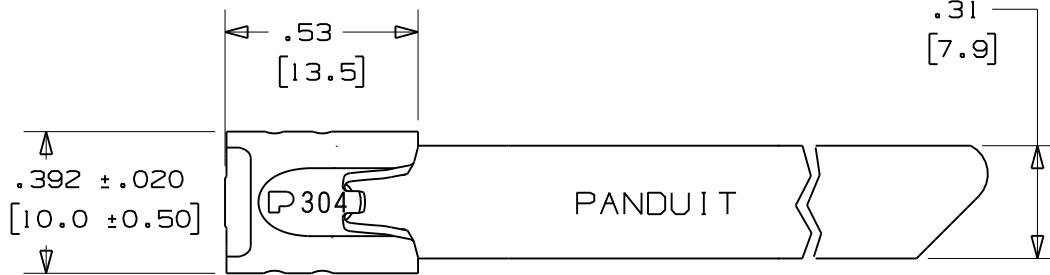


THIS COPY IS PROVIDED ON A RESTRICTED BASIS AND IS NOT TO BE USED IN ANY WAY DETRIMENTAL TO THE INTERESTS OF PANDUIT CORP.

PANDUIT PART NO.	PACKAGE QTY.	MAX BUNDLE DIA	LENGTH L ±.3 (7)
(B) MLT2H-LP	50	2" (51)	7.9" (201)
(E) MLT2.7H-LP	50	2.7" (69)	10.2" (259)
(C) MLT4H-LP	50	4" (102)	14.3" (362)
MLT6H-LP	50	6" (152)	20.5" (521)
MLT8H-LP	50	8" (203)	26.8" (679)
MLT10H-LP	50	10" (254)	33.0" (838)
MLT12H-Q	25	12" (304)	39.3" (998)
MLT14H-Q	25	14" (355)	45.5" (1156)
(H) MLT2H-TL	250	2" (51)	7.9" (201)
MLT4H-TL	250	4" (102)	14.3" (362)



SECTION A - A
SCALE: 6x

NOTES:

- 1.) APPLICATION TOOLS - GS4MT, PPTMT, ST2MT, ST3MT, HTMT
- (A) 2.) MINIMUM LOOP TENSILE STRENGTH - 450 LBS. (2000 NEWTONS) WHEN TESTED ON A 1.5" MANDREL.
- 3.) [] DENOTES DIMENSION IN MILLIMETERS
- 4.) TOLERANCES:
 .XXX = ±.010 (.25)
 .XX = ±.02 (.5)
 .X = ±.03 (.8)
 ANGLES = ±2°
- 5.) MATERIAL: 304 STAINLESS STEEL

REV	DATE	BY	CHK	DESCRIPTION	ECN #	PM	CUST
04	11/06	JAMB	SKB	(H) ADDED PANDUIT PART NO'S. MLT2H-TL & MLT4H-TL PACKAGE QTY. 250 TO TABLE	SS00281	---	---
03	8/04	JAMB	DPN	(G) REMOVED "AISI NO.1 FULL RADIUSED" AND REPLACED WITH "FULLY ROUNDED"	11907	CCH	JJB
02	10/03	BRH	DPN	(F) ADDED ST3MT TO APPLICATION TOOLS NOTE	11162	CCH	JJB
01	6/03	JAMB	DPN	(A) MIN LOOP TENSILE STRENGTH WAS 250 LBS. (1112 NEWTONS) (G) MAX. BUNDLE DIA. (mm) WAS (50)	10568	CCH	JJB
--	----	----	----	(C) MAX. BUNDLE DIA. (mm) WAS (101), LGTH. WAS 14.2 (361) (D) TOL. WAS ±.2 (5) (E) MAX BUNDLE (mm) WAS (68).	-----	---	---
00	9/02	JAMB	DPN	RELEASED	10059	CCH	JJB

PANDUIT

CORP.

TINLEY PARK, ILLINOIS

METAL LOCKING TIE
HEAVY SERIES - 304 STAINLESS STEEL

DRAWN BY JAMB	CHK'D DPN	SCALE 2x	DRAWING NO. S41115
------------------	--------------	-------------	-----------------------

S41115_04